

双刀三簧屏蔽门

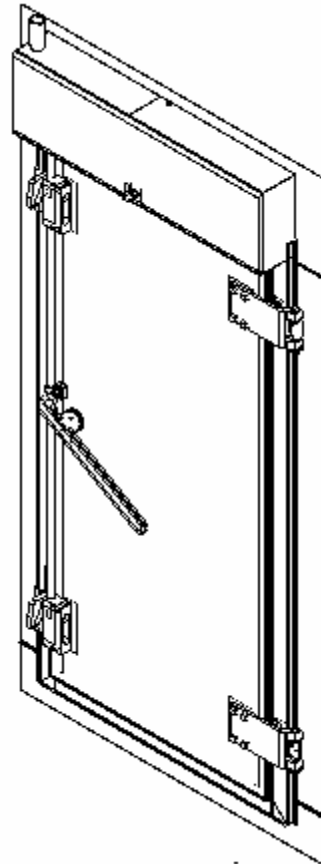
(DKE Shielded Door)

型号 (Type): TCDM

级别 (Level): C—level

特点 (Features):

- 比传统单刀双簧屏蔽门更加持久的屏蔽效能。
Out performs outlasts traditional single knife-edge doors.
- 易于翻新 (适用于标准模块式和焊接屏蔽室)。
Easy to retrofit with standard modular and welded shielded enclosure
- 为焊接屏蔽室构造的重钢门框结构, 标准模块式 屏式加厚面板。
Door jamb can be constructed of heavy steel tube frame for welded application and a reinforced panel for standard modular enclosures
- 由精密滑轨准确引导的门扇。
Guided by precision machine latch bar guides.
- 门柱上的双刀三簧片与门扇、门框密合焊接。
Extruded three bronze double knife edge, soldered continuously on both sides of the door leaf and frame, as a part of the door jamb



CNEMC 改善了传统插刀式屏蔽门的的质量和性能, 研发生产了双刀三簧屏蔽门: DKE!

To improve on the quality and performance of the traditional knife edge door, CNEMC has introduced a heavy duty Double Knife Edge Door (DKE).

应用(Application):

CNEMC 屏蔽门外部机械装置与内部设备配合默契, 适用于焊接屏蔽室、组装屏蔽室、消音室以及铁氧体室。坚固耐用, 满足工业环境或者使用频率较高场合的使用要求, 是一款理想理想屏蔽门。

The CNEMC DKE Door is suitable for welded enclosures, modular systems, and anechoic and ferrite lined chambers, where the external mechanism makes it ideal for material application on its interior surface. Its high-strength design makes it ideal for heavy industrial environments or for frequent usage requirements.

DKE结构 (DKE Construction)

我公司生产的双刀三簧屏蔽门由门扇、门框及其相关电气元件共同组成 (电动/手动)。门扇钢板规格为 Q235B 型, 并装有两道簧片。由两个易于装配的重型铰链支撑门扇, 并有两个滚柱轴承组件密合屏蔽门。依赖这些特点, DKE 屏蔽门能为顾客提供多年的完美可靠服务。标准 DKE 门规格为 0.8 米宽, 1.8 米高, 并可根据顾客要求定制单开或双开门。

The CNEMC DKE Door consists of a factory assembled leaf and frame which maintain electrical contact around the perimeter. The door panel is laminated on both sides with type of Q235B steel. The bronze double knife edge extrusion is mounted on the door leaf. Each door leaf is supported by two heavy duty

地址:河北省石家庄高新技术开发区天山大街 38 号-1 电话:0311-87968379 85969560 传真:0311-85968960

<http://www.cnemc.net> email:sjztd@yahoo.com.cn

aluminum hinges for sag-free mounting, and latched by two-point roller bearing latch assembly. These features serve to provide high reliability doors which will delivery many years of trouble-free service. The DKE Door is available in the standard size of 0.8m width and 1.8m height, both single and double leaf, and custom fabricated sizes.

屏蔽效能 (Performance)

DKE 在 10GHz 范围内, 屏蔽效能维持在 120dB; 26GHz 范围内, 屏蔽效能为 100dB. 满足 MIL-STD 285、旧军标 GJBZ202、新军标 GJB5792 测试要求, 超过 NSA 65-6 和 CID/09/12A. 测试要求。

The DKE maintains 120dB attenuation to 10GHz, and 100dB at 26GHz. When tested in accordance with MIL-STD 285 , GJBZ202、GJB5792, the DKE design exceeds the test requirements of NSA 65-6 and CID/09/12A.

操作 Operation

电动双插刀屏蔽门, 既可以使用 IC 卡开关, 也能用门锁密码进入。重型门把手内侧和外侧均为铝制, 断电时, 可手动门把手进入。

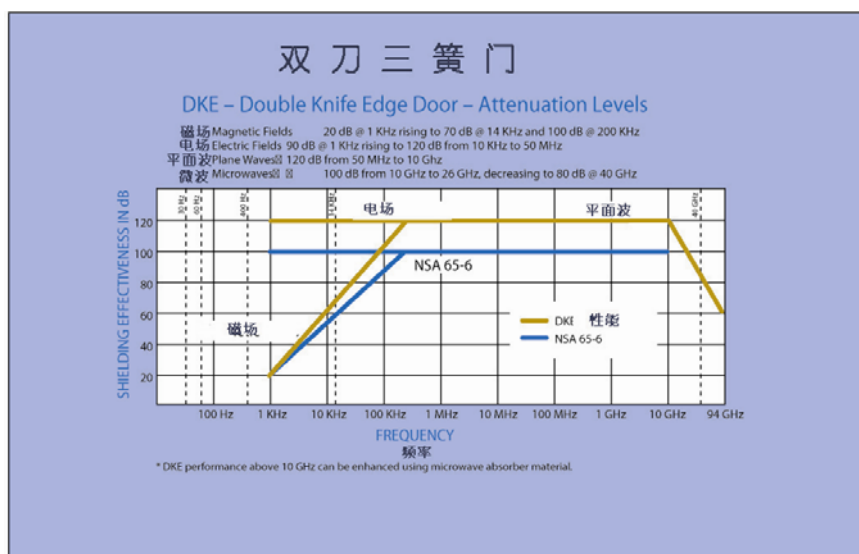
Electromotion DKE door can be open by the IC card or the password of the lock, the same as the closed. Latching is manually by a heavy duty aluminum handle on both interior and exterior sides when the electricity is broken.

外置性能 Interface Capabilities

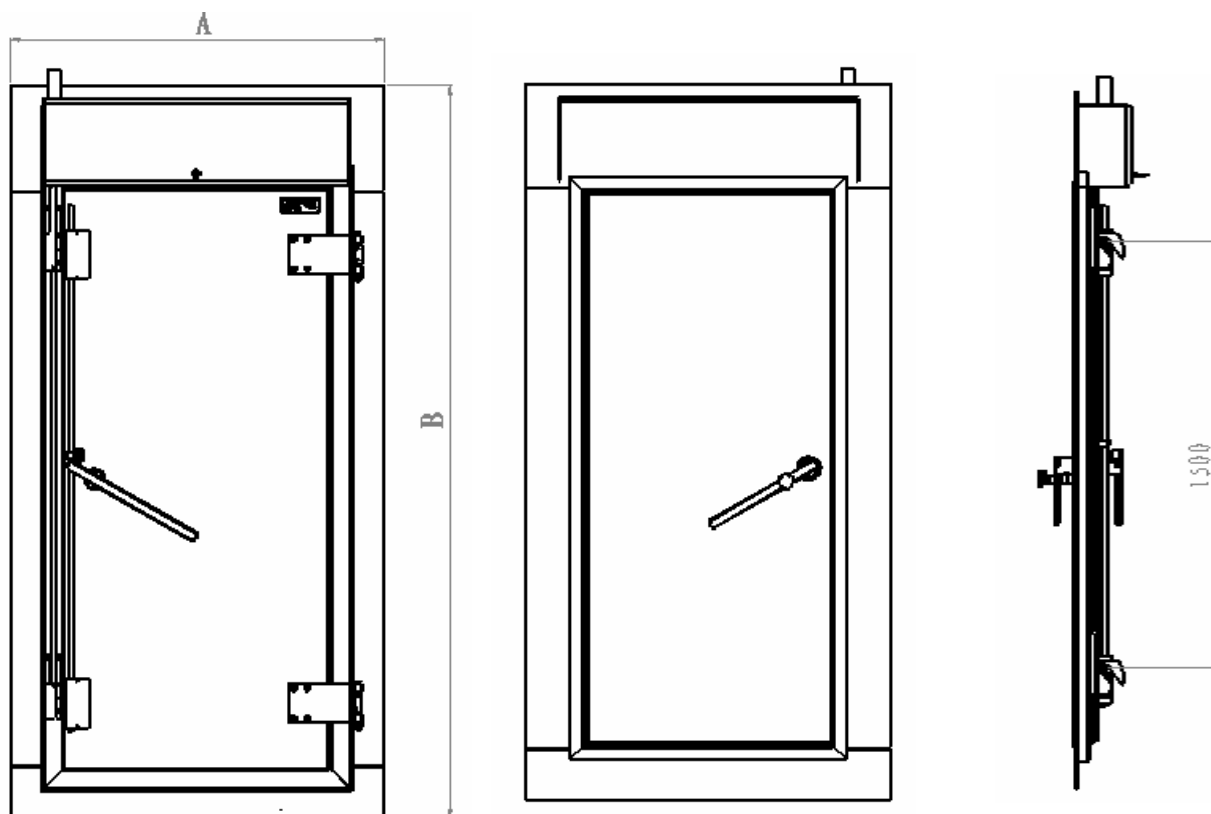
DKE 可与各种安全系统, 火灾报警系统, 密码锁相结合; 同样可与自动门锁, 搭扣门锁, 以及快速断路开关机械装置结合。此门可用有坡道的重型设备运送进屏蔽区。

The DKE can be integrated with various security systems, fire detection systems and cipher locks. Integration with auto latching, locking hasps and quick release opening mechanisms may also be achieved. The door can be equipped with a ramp for heavy equipment transportation into the shielded area.

屏蔽效能曲线图:



外型尺寸



类型 (Model)	物料号(NO.)	外型尺寸 (A x B) mm	安装尺寸 (W x H)
		800 x1800	
		850 x1900	
根据用户需要特别定制			

保修 (Warranty)

CNEMC 生产的屏蔽门免费保修 1 年。超过免费保修期后，可签订付费保修协议。
 CNEMC's standard warranty covers both parts and labor for a period of 1 year from the date of the door installation. Maintenance programs and extended warranties are also available



TCDM-1



TCDM-2